

GENERAL CHARACTERISTICS

Flowmeter operates according to variable area principle with a cylindrical float moving flow-dependently in a conical metering tube.

- * good repeatability
- * optional with limit switch

Female thread G1/2 to G1 stainless steel



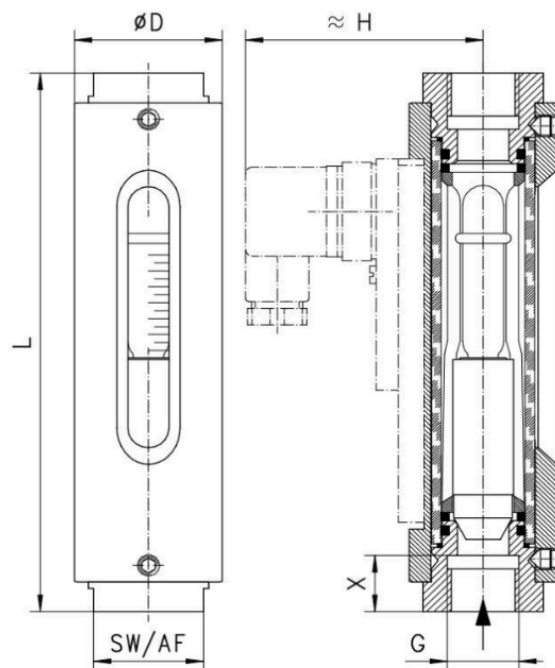
VLR-015GA018

TECHNICAL DATA

	G	Type	PN bar	Qmax. recom. l/min H ₂ O	metering range l/min H ₂ O	D mm	H mm	L mm	X mm	AF mm	weight kg
brass	G1/2	VL-015GA002	10	1,5	0.1 - 1.5	43	73	135	13	32	0.63
		VL-015GA003	10	3	0.2 - 3	43	73	135	13	32	0.63
		VL-015GA008	10	8	0.3 - 8	43	73	135	13	32	0.63
		VL-015GA012	10	12	1 - 12	43	73	135	13	32	0.63
		VL-015GA018	10	18	2 - 18	43	77	163	13	32	0.65
	G1	VL-025GA035	10	35	3 - 35	50	76	184	17	41	1.00
		VL-025GA050	10	50	4 - 50	50	76	184	17	41	1.00
stainless steel	G1/2	VL-015GK002	10	1,5	0.1 - 1.5	43	73	135	13	32	0.63
		VL-015GK003	10	3	0.2 - 3	43	73	135	13	32	0.63
		VL-015GK008	10	8	0.3 - 8	43	73	135	13	32	0.63
		VL-015GK012	10	12	1 - 12	43	73	135	13	32	0.63
		VL-015GK018	10	18	2 - 18	43	77	163	13	32	0.65
	G1	VL-025GK035	10	35	3 - 35	50	76	184	17	41	1.00
		VL-025GK050	10	50	4 - 50	50	76	184	17	41	1.00

Metering range is indicated for vertical upward increasing flow.

tolerance ±5% of full scale
media temperature max. 100°C
average pressure loss 0.01-0.2 bar at Qmax.



MATERIALS

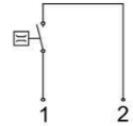
	VL...GA	VL...GK
housing	aluminium anodized	aluminium anodized
connectors	brass Ms58 nickel plated	stainless steel 1.4571
glass	duran 50	duran 50
float	brass Ms58 nickel plated	stainless steel 1.4571
magnet	hardferrite	hardferrite
seal	NBR	viton

ELECTRICAL DATA

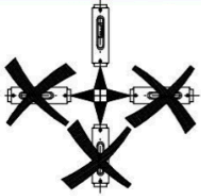
- **BASIC Standard**
No electrical components

OBASIC
Programme
option

reed switch - wiring 0.212 n.o.
250 V 3 A 100 VA
plug DIN 43650-A
adjustable range complies to metering range
protection class IP 65
additional weight 0.02kg



MOUNTING POSITION



METERING SUBSTANCES



water



gas/air



oil



design stainless steel VL...GK
for aggressive liquids

NOMENCLATURE

For combination see table "technical data"

VL-	015	G	A	002		basic type
VL-					●	Flowmeter
VLR-					○	Flowmeter with switch head
	015				●	nominal diameter DN 15 - G1/2
	025				●	nominal diameter DN 25 - G1
		G			●	female thread
		W			○	manifold block connector for 70.1.VB.
			A		●	connector material brass
			K		●	connector material stainless steel
				002	●	0.1 - 1.5 l/min
				003	●	0.2 - 3 l/min
				008	●	0.3 - 8 l/min
				012	●	1 - 12 l/min
				018	●	2 - 18 l/min
				035	●	3 - 35 l/min
				050	●	4 - 50 l/min
Programme option					○	wiring 0.342 - change over - 250V 1,5 A 50 VA
BASIC						
Special option					□	setting / ranges for oil or gas
VARIO						scale 0 - 100% special scale, special ranges

IMPORTANT FOR YOUR ORDER

- Please indicate metering substance and metering range with your order.
- With viscous liquids please indicate viscosity, temperature and metering substance (metering range on request)
- With gaseous media indicate pressure (relative or absolute), temperature and metering substance (metering range on request)

All technical changes reserved

IBASIC Standard ○BASIC Programme option □VARIO Special option ⊕ PLUS Accessories ✗ not recommendable